



216

PORCELAIN TILES


Verbier floor



Verbier Honey
_24*151 AS



Verbier floor



Verbier Ash
_24*151 AS



Verbier floor




FS Tradition White
Brick_LT



Verbier Taupe
_24*151 AS



Verbier floor




Verbier Maple
_24*151 AS



224

PORCELAIN TILES

Verbier floor



Verbier Cigar
_24*151 AS



Verbier floor

MATCHING WALL COLLECTIONS
VERBIER_WHITE BODY | Pag. 326

VERBIER



36 patterns

24 * 151 * 1 cm | 9 * 59"

RECTIFIED	ALL IN ONE
	BN121
ASH	31730
CHERRY	31599
CIGAR	31601
HONEY	31604
MAPLE	31603
STRAW	31600
TAUPE	31602

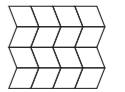


48 patterns

19,5 * 121,5 * 1 cm | 8 * 48"

RECTIFIED	ALL IN ONE
	BN95
ASH	32079
CHERRY	32080
CIGAR	32081
HONEY	32078
MAPLE	32082
STRAW	32083
TAUPE	32084

D. VERBIER CHEV.



24 * 27,5 * 1 cm | 9 * 12"

RECTIFIED	ALL IN ONE
	P53
ASH	32092
CHERRY	32093
CIGAR	32094
HONEY	32095
MAPLE	32096
STRAW	32097
TAUPE	32098

PIEZA COMPLEMENTARIA | COMPLEMENTARY PIECE

AF. Alféizar - Windowsill	PL. /18 Peldaño técnico - Technical stair - thread	PT. Peldaño técnico - Technical stair - thread	PR. Peldaño Romo Rounded stair - thread	R. Rodapie Skirting	S.K.I.	S.K.D.	Z.R.I.	Z.R.D.
25 * 90 cm 10 * 36" P77 25 * 120 cm 10 * 48" P54	30 * 151 cm 12 * 59" P80	30 * 151 cm 12 * 59" P80 A= 1 cm B= 3 cm	30 * 151 cm 12 * 59" P54	8 * 60 cm 3 * 24" P34	8 * 30 cm 3 * 12" P55			

CARACTERÍSTICAS TÉCNICAS | TECHNICAL CHARACTERISTICS

joint	frost proof	versatile	matt	various moulds	diferent shades	shade variation	various graphics

CARACTERÍSTICAS TÉCNICAS ANTIDESLIZAMIENTO | ANTI-SLIP CHARACTERISTICS

Ensayo Essay	Características Features	Resultado Result
		ALL IN ONE
DIN 51130	Ángulo crítico (Pies calzados) Critical angle (footwear)	R11
DIN 51097	Ángulo crítico (Pies descalzados) Critical angle (Wet loaded barefoot)	A+B+C
BS 7976-2	Antideslizamiento (Test del péndulo) Slip resistance (Pendulum test-PTV)	+36 Wet
UNE-ENV 12633	Antideslizamiento (Test del péndulo) Slip resistance (Pendulum test)	Class 3
ANSI A137.1	Coeficiente de Fricción Dinámico Dynamic Coefficient of Friction (DCOF)	> 0,42

EMBALAJE | PACKING

(Los pesos aquí reflejados pueden sufrir ligeras variaciones en función del lote de producción. Weights shown here may slightly vary depending on the production lot.)

Formato Sizes	Cajas Boxes			Pallet			Cont./20' 21500 kg.	Cont./20' 24000 kg.	
	Piezas	m2/ sq.m	kg	Cajas	m2/ sq.m	kg			Tamaño cm aprox.
cm									
24 * 151 * 1	3	1,09	24,27	48	52,32	1200	156 * 93 * 63	889 m2 (17 pallets)	20399 kg (17 pallets)
inch	units	ft2	lb	Boxes	ft2	lb	Sizes Inch approx.	ft2	ft2
9 7/16 * 59 7/16 * 7/16	3	11,73	52,9	48	563,16	2645,54	61 7/16 * 36 5/8 * 24 13/16	9569,12 ft2 (17 pallets)	44972,1 lb (17 pallets)



Maple Taupe Straw Honey Cherry Cigar Ash